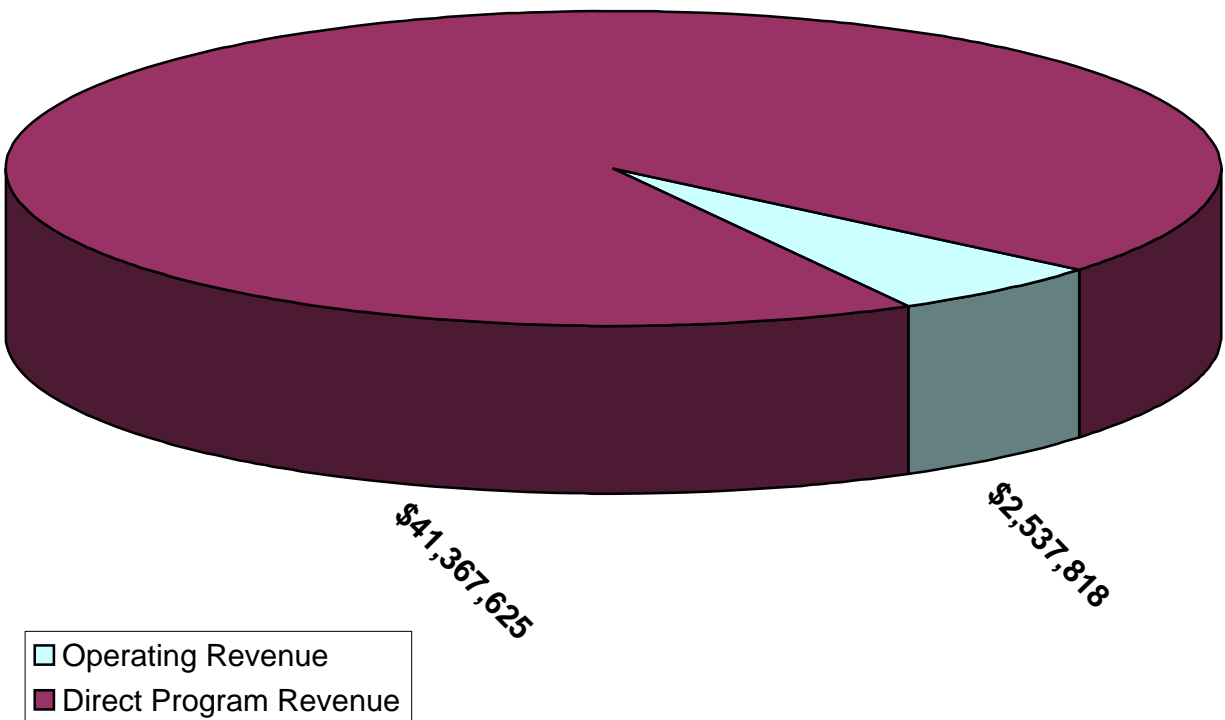


TOTAL REVENUE & EXPENDITURES

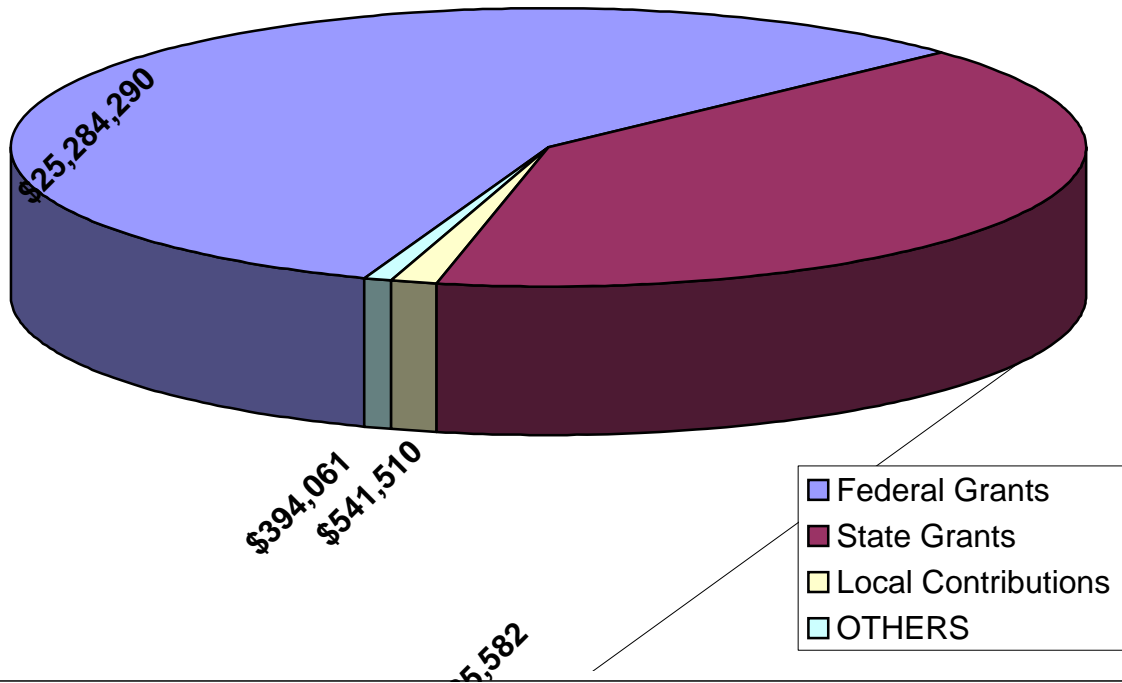
SOURCE OF REVENUE/EXPENDITURE	FY 11/12
Operating Revenue	\$2,537,818
Direct Program Revenue	\$41,367,625
TOTAL REVENUE	\$43,905,443
Operating Expenditures	\$2,537,818
Direct Program Expenditures	\$41,367,625
TOTAL EXPENDITURES	\$43,905,443
REVENUE MINUS EXPENDITURES	\$0


FY 11/12 Revenue and Expenditures



TOTAL REVENUE BY SOURCE	
SOURCE OF REVENUE	FY 11/12
Federal Grants	\$25,284,290
State Grants	\$17,685,582
Local Contributions	\$541,510
OTHERS	\$394,061
TOTAL REVENUE	\$43,905,443

FY 11/12 Total Revenue by Source





OPERATING REVENUE & EXPENDITURES

	FY 11/12
OPERATING REVENUE	
FEDERAL PLANNING GRANTS	
Federal Planning (AMBAG-FHWA PL)	\$280,667
SUB TOTAL FEDERAL GRANTS	\$280,667
STATE PLANNING GRANTS	
Local Transportation Fund	\$908,485
Planning & Programming	\$455,000
Rural Planning Assistance	\$395,000
Caltrans PIP Contribution	\$120,000
Sustainable Communities Strategies Grant	\$60,000
SUB TOTAL STATE GRANTS	\$1,938,485
LOCAL PLANNING CONTRIBUTIONS	
Congestion Management Program	\$243,076
SUB TOTAL LOCAL GRANTS	\$243,076
OTHERS	\$235,000
RESERVES	-\$159,410
TOTAL OPERATING REVENUE	\$2,537,818
OPERATING EXPENDITURE	
Salaries	\$1,396,649
Fringe Benefits	\$619,799
Material and Services	\$499,370
Depreciation & Amortization	\$22,000
TOTAL OPERATING EXPENDITURES	\$2,537,818

Direct Programs

	FY 11/12
Triennial Audit	\$0
Bike-Carmel Hill Trail	\$4,574
Rail-Caltrain Extension	\$35,756,371
Rail-Monterey Branch Line	\$4,487,225
FSP towing contracts	\$190,167
SAFE	\$216,354
SAFE - ITS Projects	\$0
SAFE - 511 Deployment	\$0
SAFE -511 Motorist Aid Program Planning	\$0
Traffic Counts	\$50,000
RTP/EIR update shared	\$15,000
Legislative Advocates	\$87,000
Video Conference	\$3,000
Public Outreach Program	\$150,000
Project Management	\$50,000
FORA & ROW Property Expenses	\$200,000
Bike-bike/ped events	\$11,500
Bike Lockers & Racks	\$17,184
Bike Sharing Study	\$45,000
DBE/STIP	\$20,000
Prunedale Improvement Project	\$10,000
San Juan Road Project	\$10,000
Electric Vehicle Chargers	\$19,250
Reg Impact Fee Study	\$10,000
Reg. Trans. Pln Grant Contr. To AMBAG	\$15,000
TOTAL Direct Program	\$41,367,625